



KC Group of Research and Professional Institutes Pandoga, Una (H.P.)

Student Feedback Analysis Report (session 2025-2026)

College Name: KC Group of Research and Professional Institutes, Pandoga, Himachal Pradesh

This report summarizes the feedback collected from 74 students across various departments. The objective is to identify strengths and areas for improvement in the current curriculum and instructional methods.

1. Feedback Overview

- **Total Responses:** 74
- **Departmental Participation:**
 - **Computer Science Engineering:** 59 students (Majority)
 - **Civil Engineering:** 10 students
 - **Electrical Engineering:** 4 students
 - **Mechanical Engineering:** 1 student
- **Average Overall Quality Rating:** 3.44 / 5.0
- **Average Course Content Clarity:** 2.24 / 3.0

2. Graphical Representation

The following charts illustrate the key findings from the feedback:

- **Areas for Improvement:** A significant portion of students highlighted 'Course Content' (34.8%) and 'Resource/Materials' (31.9%) as primary areas needing enhancement.
- **Overall Quality:** The average satisfaction remains moderate, with CSE and Civil engineering providing the bulk of the data.
- **Instructor Preparedness:** While many students agree or are neutral about preparedness, there is room to move 'Neutral' and 'Disagree' responses toward 'Strongly Agree'.

3. Detailed Feedback Analysis & Suggestions

Feedback Point	Findings	Suggestions	Action Taken Report (ATR) Plan
Course Content	34.8% of students want improvements in course content relevance/advancement.	Update syllabus to include recent industry trends and emerging technologies.	Departmental committees will review the curriculum and integrate 20% "beyond syllabus" topics.
Resource/Materials	31.9% feel the learning resources (notes, books, digital content) are insufficient.	Provide digital repositories, updated library books, and standard lecture notes.	Faculty will upload lecture notes and e-resources to the college LMS/Portal by the start of the next month.
Group Projects	23.2% indicated a need for more/better group project opportunities.	Introduce more collaborative lab sessions and industry-linked mini-projects.	Each core subject will now include at least one mandatory group-based case study or project.
Instructor Preparedness	Most are satisfied (Agree/Neutral), but 9 students expressed disagreement.	Encourage peer-to-peer faculty reviews and better session planning.	Faculty development programs (FDPs) will be organized to focus on "Active Learning" strategies.
Class Interactions	High agreement (45 students), but 21 are neutral.	Use interactive tools (Quizzes, Polls, Debates) to increase engagement.	Seminar-style classes will be introduced once a week for every subject to boost student-faculty dialogue.

4. Conclusion

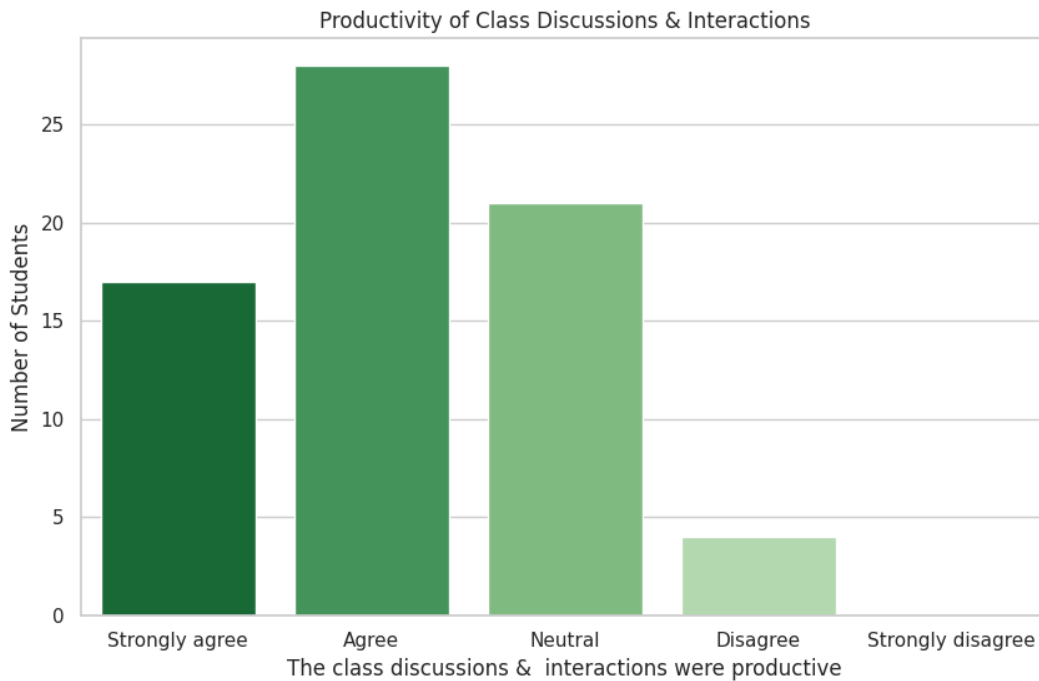
The feedback indicates that while the overall quality is satisfactory, there is a clear demand for **modernizing course content** and **providing better study materials**. The instructor's ability to engage students in discussions is a strength that can be further leveraged by adopting more interactive teaching tools.

Recommendations for Management:

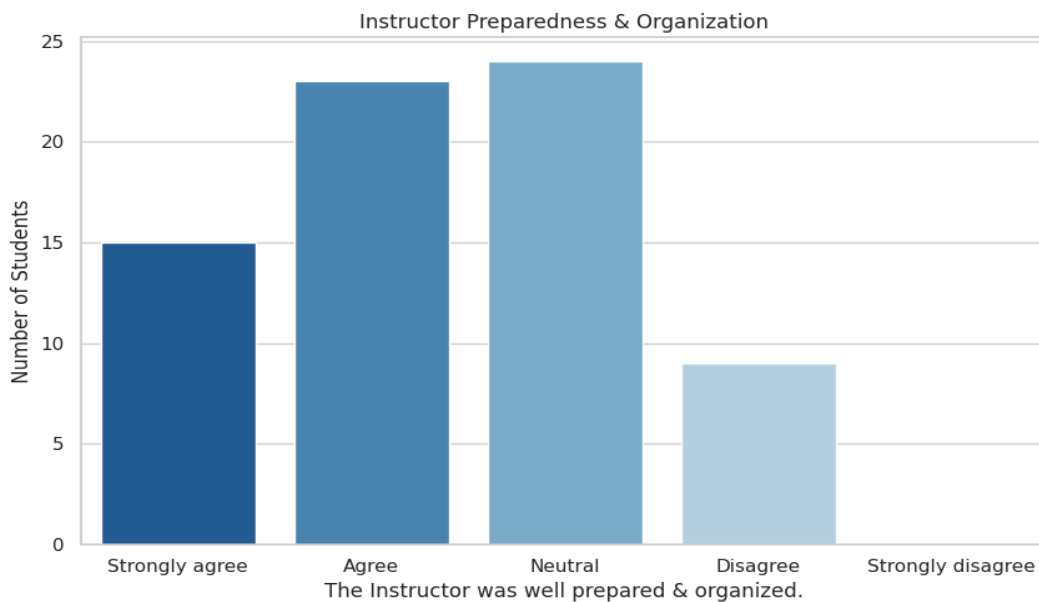
1. **Academic Audit:** Conduct an internal audit of course modules to ensure alignment with industry 4.0 standards.
2. **Resource Allocation:** Increase the budget for the digital library and laboratory equipment.

- Continuous Feedback:** Implement a mid-semester feedback system to address issues before the session ends.

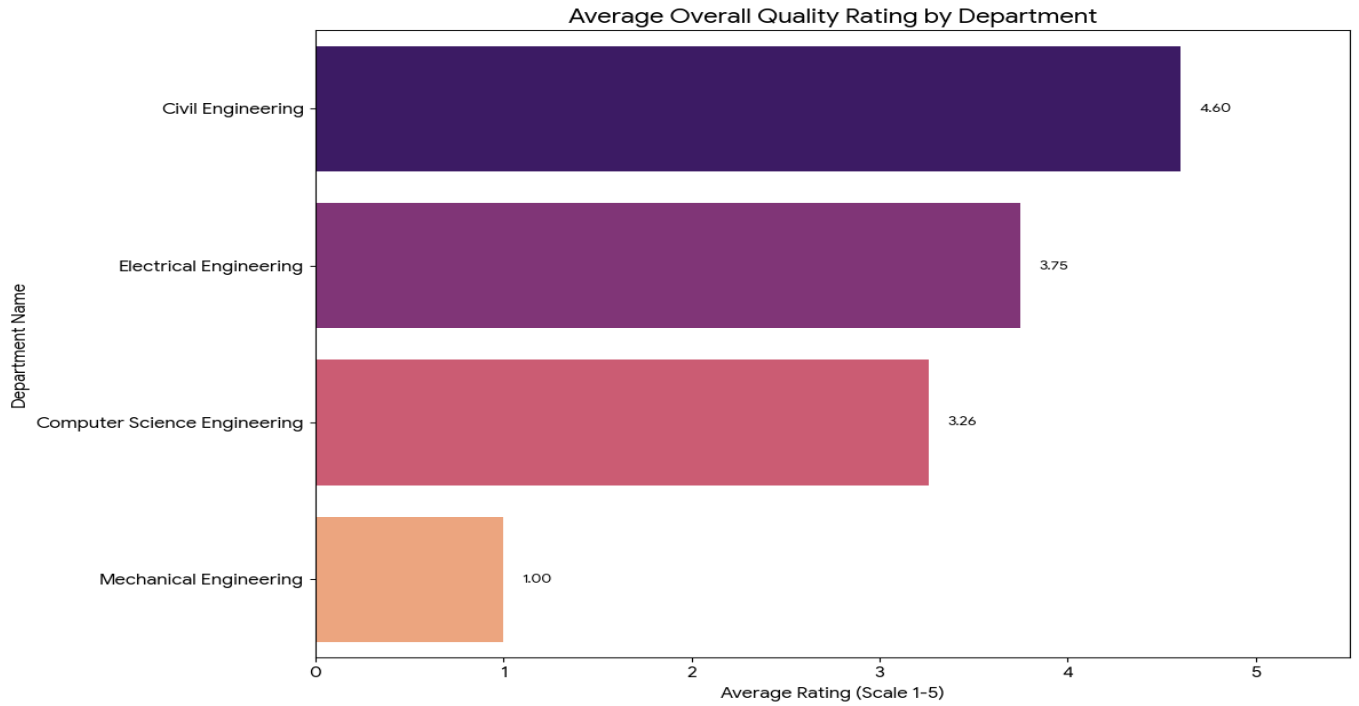
Students Feedback Analysis through Charts



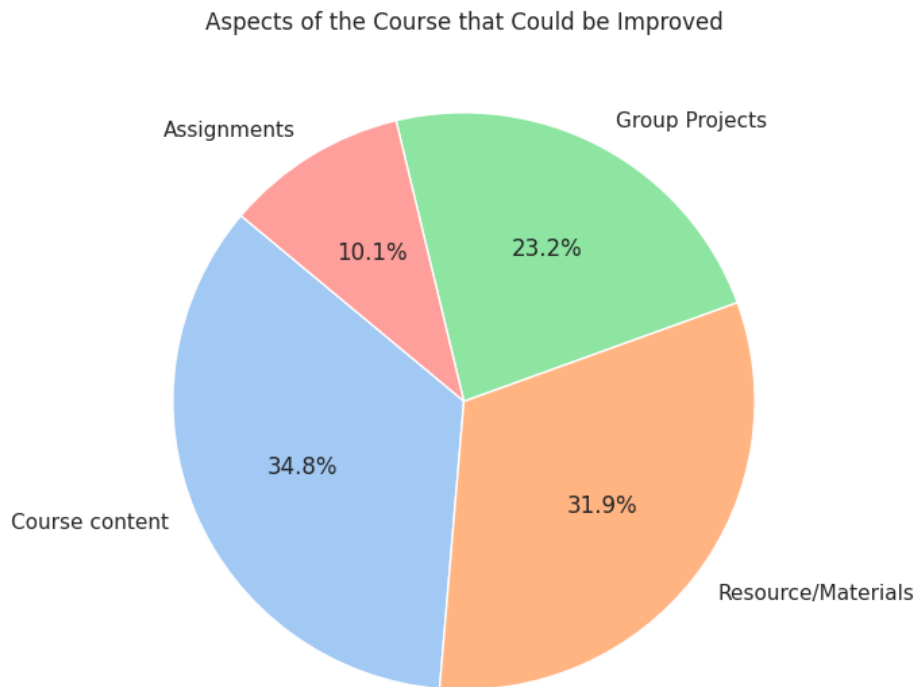
Graph 1: Productivity of class Discussion and interactions



Graph 2: Instructor preparedness & Organization



Graph 3: Average overall Quality rating by department



Graph 4: Aspects of the course that could be improved

Table 1: Department-wise Response Distribution

Department	Number of Students	Participation %
Computer Science Engineering	59	79.7%
Civil Engineering	10	13.5%
Electrical Engineering	4	5.4%
Mechanical Engineering	1	1.4%

Table 2: Key Improvement Areas (Student Priorities)

Aspect to Improve	Frequency	Suggested Action Taken
Course Content	24	Revise syllabus to include latest industry 4.0 trends.
Resource/Materials	22	Centralized digital library with faculty-prepared notes.
Group Projects	16	Allocate 2 hours/week specifically for collaborative projects.
Assignments	7	Shift from theoretical to case-study-based assignments.

Table 3: Academic Quality Rating (Department-wise Averages)

Department	Content Clarity (Avg/3)	Overall Quality (Avg/5)	Recommendation
Civil Engineering	2.60	4.60	Highly satisfied; maintain standards.
Electrical Engineering	3.00	3.75	High content clarity; improve interaction.
Computer Science Engineering	2.15	3.26	Update content to modern tech (AI/ML).
Mechanical Engineering	1.00	1.00	Immediate review of resources & instruction

Prepared By:**Dr. Sikander Hans**

Principal

KC Group of Research & Professional Institute (KCGR & PI)